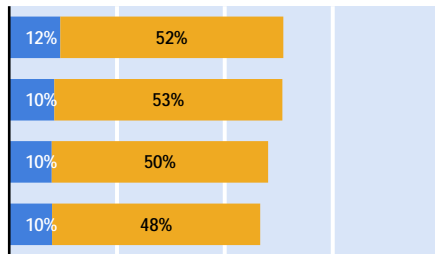


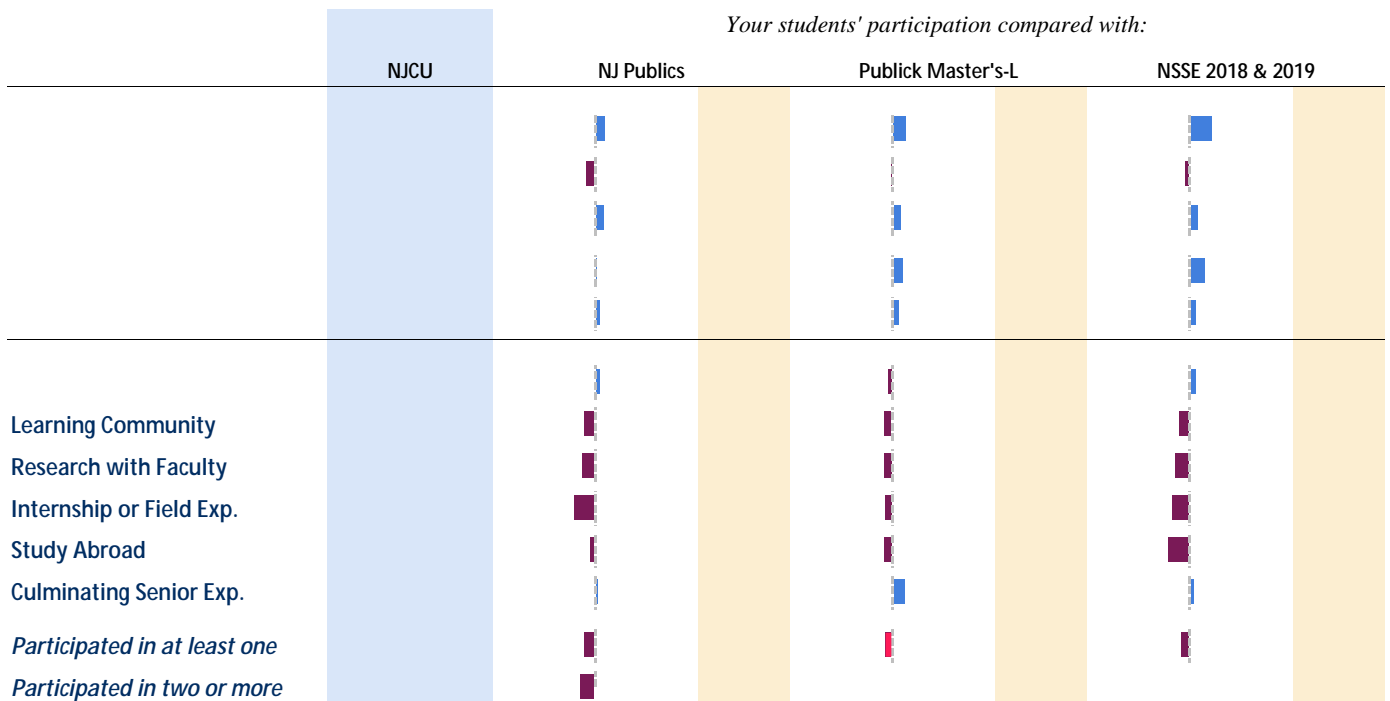
NSSE 2019 High-Impact Practices

Participation Comparisons

New Jersey City State University | 1000 University Avenue | Newark, NJ 07102 | 973.340.1234 | www.njcu.edu



Your students' participation compared with:


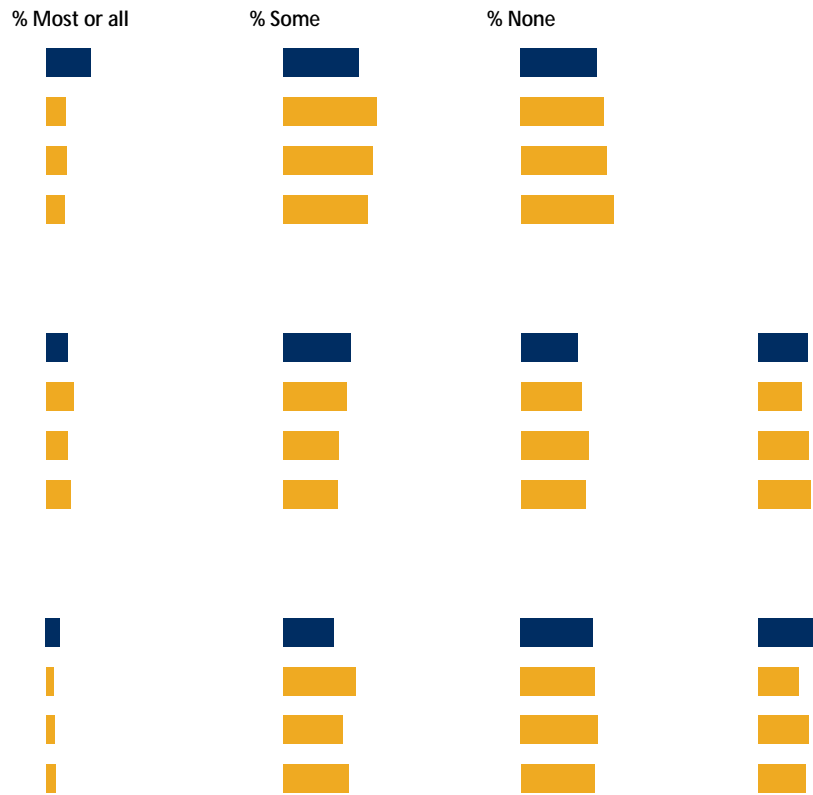


h (standardized difference between two proportions). Effect sizes indicate the practical importance of observed differences. For service-learning, internships, study abroad, and culminating senior experiences, an ES of about .2 may be considered small, .5 medium, and .8 large. For learning community and research with faculty, an ES of about .1 may be considered small, .3 medium, and .5 large (Rocconi & Gonyea, 2018).
 * $p < .05$, ** $p < .01$, *** $p < .001$ (z-test comparing participation rates).

Note: Participation includes the percentage of students who responded "Done or in progress" except for service-learning which is the percentage who responded that at least "Some" courses included a community-based project. All results weighted by institution-reported sex and enrollment status (and by institution size for comparison groups).

First-Year Students

Service-Learning





NSSE 2019 High-Impact Practices

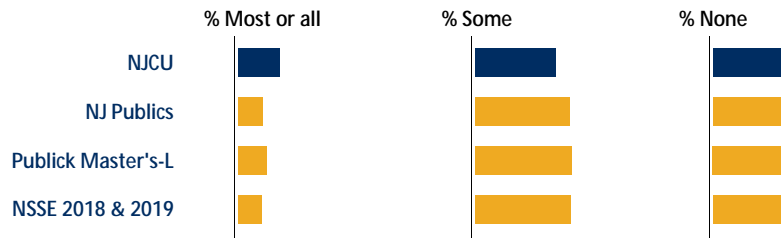
Response Detail

New Jersey City University

Seniors

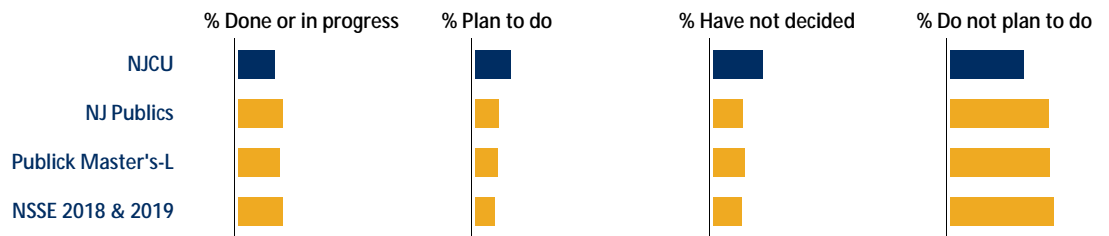
Service-Learning

About how many of your courses at this institution have included a community-based project (service-learning)?



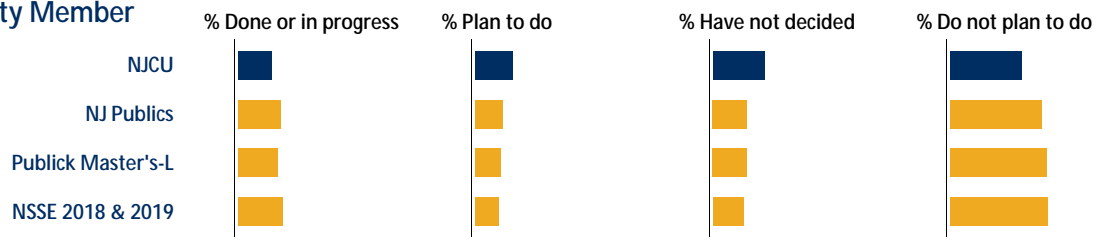
Learning Community

Participate in a learning community or some other formal program where groups of students take two or more classes together.



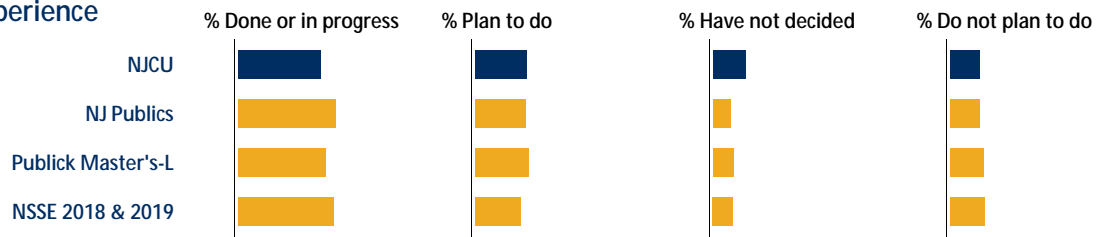
Research with a Faculty Member

Work with a faculty member on a research project.



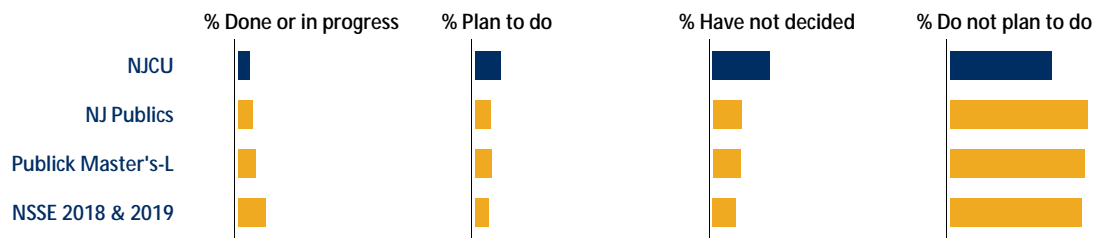
Internship or Field Experience

Participate in an internship, co-op, field experience, student teaching, or clinical placement.



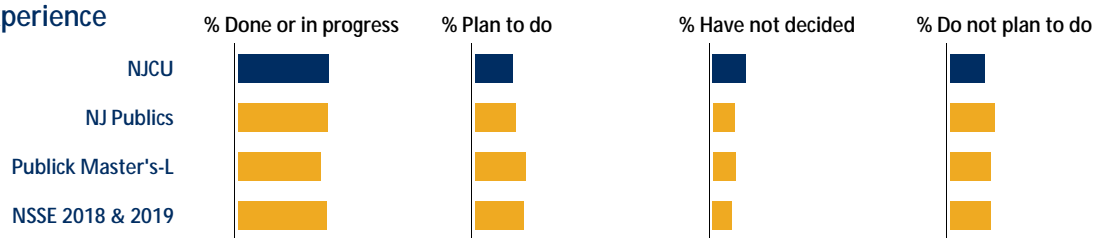
Study Abroad

Participate in a study abroad program.



Culminating Senior Experience

Complete a culminating senior experience (capstone course, senior project or thesis, comprehensive exam, portfolio, etc.).



Note: Results weighted by institution-reported sex and enrollment status (and institutional size for comparison groups).

